

Category: Balanced Fund of Funds

Inception date / Changed category:

April 1, 2011 / October 1, 2021

Total Assets: € 4.757.448

Net Price: € 3,8106

Supervisory Authority:

Hellenic Capital Market Commission

Custodian: Piraeus Bank S.A.

ISIN: GRF000335007

Κωδικός Bloomberg: MAREGBE GA Equity

Base Currency: Euro

Minimum Investment Amount: € 1.000

Subscription Fee<sup>1</sup>: Max 1,10%

Redemption Fee: 0,00%

Management Fee<sup>2</sup>: 1,50% yearly

Performance Fee<sup>3</sup>: 20% yearly

Benchmark<sup>4</sup>: 50% Bloomberg Developed Markets Large & Mid Cap Price Return Index EUR & 50% Bloomberg Global Aggregate TR Index Value Hdq EUR

Proposed Holding Period:

Medium - Long Term (3 Years)

Risk Profile<sup>5</sup>:

Summary Risk Indicator (SRI)



Daily VAR Portfolio: 1,19%

Daily VAR Benchmark: 1,13%

SFDR Classification: Article 6

Notes

1. Calculated based on the net price and may differ according to the Company's prevailing pricing policy

2. Yearly, as a percentage of the Fund's average net asset value

3. Yearly, as a percentage of the positive difference between the Fund and its Benchmark. Performance fee is charged also during periods of negative performance, as long as the M/F has outperformed the Benchmark

4. From 01.10.2021 to 17.03.2022: 50% MSCI AC World Index daily PR EUR & 50% Bloomberg Global Aggregate TR Index Value Hdq EUR. From 11.11.2019 to 30.09.2021: 100% Bloomberg Global Aggregate TR Index EUR Hdq. Provided by administrator registered according to the "BMR" Directive EU 2016/1011, article 36

5. For more information regarding the risks, consult the Prospectus which is available on the Company's website

6. On 01/10/2021 the Fund changed its name, investment objective and investment policy

Fact Sheet – 31.03.2026

This is a marketing material. Please refer to the M/F Prospectus and to the Key Information Document before making any final investment decision.

Investment Objective

The Fund aims to achieve a return based on its investment policy, over the medium term, which derives from investments in Undertakings for Collective Investment in Transferable Securities (UCITS) or other Undertakings for Collective Investments (UCI) funds which invest in bonds or equities.

Investment Policy

In order to achieve its investment objective, the Fund invests at least 65% of its net assets in equity, bond, and balanced UCITS/UCI, on average on a quarterly basis, which in turn invest in international financial markets. In the context of leveraging and/or hedging assets of the portfolio, the Fund may take long or short positions in derivative instruments, mainly on equities and bonds indices. The Fund's cash reserves are invested in fixed-term deposits and other related money market instruments. The management of the Fund is active and has the flexibility to not track the benchmark closely. Investments are conducted according to market conditions and the prevailing trends in the economy. For 2026, the Fund will be invested both in equity and in bond UCITS/UCI. The equity exposure is concentrated mainly in high dividend yield companies, technology, small caps, banks, industrials and in the Japanese economy.

Investor Profile

The Fund is suitable for investors willing to maintain their investment for more than three years who seek capital appreciation through an internationally diversified balanced portfolio which invests in equity and bond UCITS and are willing to take a high-level investment risk.

Cumulative Returns vs Benchmark<sup>4,6</sup>

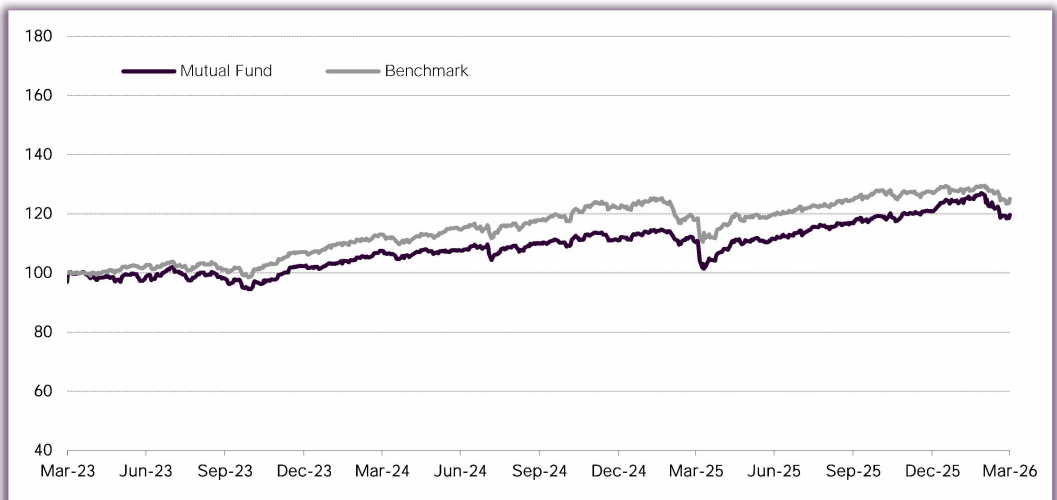
Time Period	Mutual Fund	Benchmark	Active Return
YTD	-1,0%	-1,4%	0,4%
1 YEAR	8,4%	5,5%	2,9%
3 YEARS	19,7%	25,1%	-5,4%
5 YEARS	-	-	-

Annual Returns vs Benchmark<sup>4,6</sup>

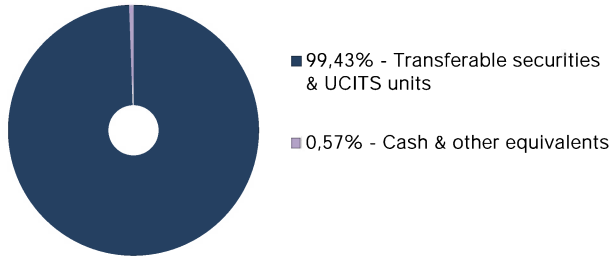
Year	Mutual Fund	Benchmark	Active Return
2025	8,8%	4,0%	4,8%
2024	8,6%	13,3%	-4,7%
2023	-0,9%	11,2%	-12,1%
2022	-11,5%	-13,8%	2,3%
2021	-	-	-

Past performance does not guarantee future returns

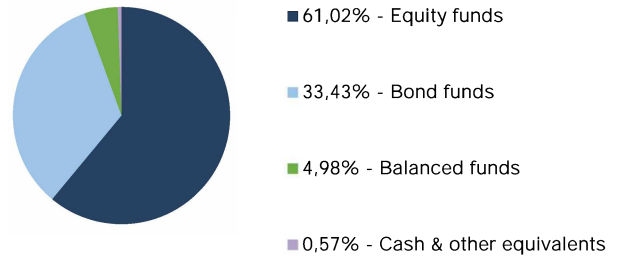
Cumulative Returns Fund vs Benchmark<sup>4,6</sup>



**Asset Allocation**



**Portfolio Structure**



**Top Holdings in Equity UCITS, ETFs, Equity**

SPDR US DIV ARISTOCRATS UCITS ETF	6,65%
INVESCO QQQ TRUST SERIES 1	6,33%
ISHARES MSCI WORLD SMALL CAP UCITS ETF	5,51%
ISHARES STOXX GLOBAL SEL DIV 100 UCITS	5,03%
AMUNDI MSCI JAPAN UCITS ETF	4,98%
AMUNDI STOXX EUROPE 600 BANK UCITS ETF	4,72%
Optima Hellenic Equity Fund	4,62%
ISHARES EUROPE INDUSTRIAL SECTOR UCITS ETF	4,33%
VANECK GOLD MINERS ETF	3,86%
ISHARES RUSSELL 2000 GROWTH ETF - USD	3,84%

**Holdings in Bond UCITS, Bonds**

PIMCO GIS-CAPITAL SECURITIES FUND - EH	7,81%
PIMCO DIV INC FD-INS EHGDC AC	7,43%
AMUNDI-GL AGG BND-I - EUR HC	6,92%
JPM FUNDS INCOME FUND -CH	6,13%
MORGAN STANLEY IF-EUROPEAN H/Y BOND FUND	5,14%

**Holdings in Balanced UCITS**

JPM GLOBAL INCOME CONSERVATIVE - EUR	4,98%
--------------------------------------	-------

**Optima asset management M.F.M.C. S.A.**

330 Olympionikon & Venizelou str. 154 51 N. Psychiko

T: +30 213 010 1200 F: +30 210 6898390

E: info@optimaeadak.gr

Website: www.optimaeadak.gr

License: H.C.M.C. No 7/175/9.11.1999

Hellenic Business Registry: 003581901000

Tax Reg.: 099553209 Tax Procedures and Service Provision Center

**Investment Manager**

Aristotelis Panagiotakis

Andreas Levantis

Sideri Filippidou

**Client Services Department**

Marianna Pavlidou : +30 213 0101222

Eleni Kavouropoulou : +30 213 0101200

**Disclaimer**

This document is for informational purposes only and in no case should be taken as a guarantee, offer, advice or encouragement for the purchase, holding or sale of securities. Optima asset management M.F.M.C. shall not be liable for any loss or other transactions conducted by the holder of this information. Any decision to invest in M/F is based solely on your judgement, your research, the weighing of risk, the study of relevant information documents and the assistance of tax, legal and other advisors. The Regulation, the Prospectus, the last six-month and annual reports of the **M/F's** of Optima asset management M.F.M.C., are available in Greek language and the Key Information Document is available in Greek and English language, free of charge, at the registered office of our Company or the **Company's** website www.optimaeadak.gr. You can print this document only for your own use. It may not be reproduced, retransmitted, forwarded or distributed to third parties and the trade name and distinctive features of our Company may not be used without the **Company's** explicit and written consent. If you wish to file a complaint with respect to the Mutual Fund, or Optima asset management M.F.M.C. or the Mutual **Fund's** distributors or the person that offers advice with respect to the Mutual Fund, you may submit your complaint via post or e-mail. Complaints can be submitted in writing: 330 Olympionikon & Venizelou, 15451, N.Psychiko, Athens, Greece, E-mail address: info@optimaeadak.gr.